

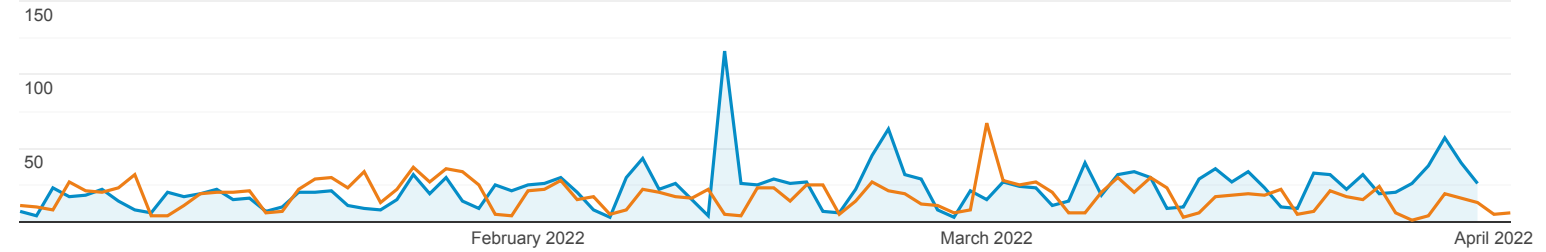
Audience Overview

All Users
+0.00% Users

Jan 1, 2022 - Mar 31, 2022
Compare to: Oct 1, 2021 - Dec 31, 2021

Overview

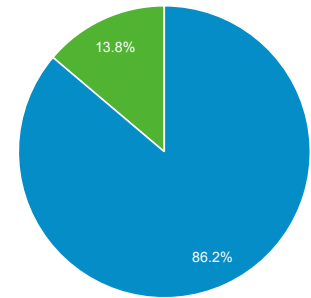
Jan 1, 2022 - Mar 31, 2022: ● Users
Oct 1, 2021 - Dec 31, 2021: ● Users



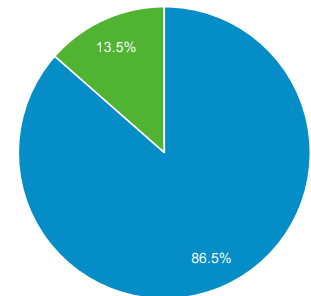
Users 21.43% 1,615 vs 1,330	New Users 22.14% 1,578 vs 1,292	Sessions 27.25% 2,475 vs 1,945
Number of Sessions per User 4.79% 1.53 vs 1.46	Pageviews 58.97% 7,942 vs 4,996	Pages / Session 24.93% 3.21 vs 2.57
Avg. Session Duration 29.30% 00:03:26 vs 00:02:39	Bounce Rate -1.01% 59.60% vs 60.21%	

■ New Visitor ■ Returning Visitor

Jan 1, 2022 - Mar 31, 2022



Oct 1, 2021 - Dec 31, 2021



Language	Users	% Users
1. en-us		
Jan 1, 2022 - Mar 31, 2022	1,563	96.78%
Oct 1, 2021 - Dec 31, 2021	1,257	94.51%
% Change	24.34%	2.40%
2. en		
Jan 1, 2022 - Mar 31, 2022	14	0.87%
Oct 1, 2021 - Dec 31, 2021	17	1.28%
% Change	-17.65%	-32.18%
3. en-gb		
Jan 1, 2022 - Mar 31, 2022	9	0.56%
Oct 1, 2021 - Dec 31, 2021	8	0.60%
% Change	12.50%	-7.35%
4. zh-cn		
Jan 1, 2022 - Mar 31, 2022	6	0.37%

Oct 1, 2021 - Dec 31, 2021	28		2.11%
% Change	-78.57%		-82.35%
5. c			
Jan 1, 2022 - Mar 31, 2022	3		0.19%
Oct 1, 2021 - Dec 31, 2021	4		0.30%
% Change	-25.00%		-38.24%
6. en-au			
Jan 1, 2022 - Mar 31, 2022	3		0.19%
Oct 1, 2021 - Dec 31, 2021	1		0.08%
% Change	200.00%		147.06%
7. en-ca			
Jan 1, 2022 - Mar 31, 2022	3		0.19%
Oct 1, 2021 - Dec 31, 2021	2		0.15%
% Change	50.00%		23.53%
8. en-in			
Jan 1, 2022 - Mar 31, 2022	2		0.12%
Oct 1, 2021 - Dec 31, 2021	0		0.00%
% Change	100.00%		100.00%
9. es-us			
Jan 1, 2022 - Mar 31, 2022	2		0.12%
Oct 1, 2021 - Dec 31, 2021	0		0.00%
% Change	100.00%		100.00%
10. fr			
Jan 1, 2022 - Mar 31, 2022	2		0.12%
Oct 1, 2021 - Dec 31, 2021	0		0.00%
% Change	100.00%		100.00%

Jan 1, 2022 - Mar 31, 2022
Compare to: Oct 1, 2021 - Dec 31, 2021

Network Referrals

Discover where your social traffic originates

Identify the networks and communities where people engage with your content. Learn about each community, and identify your best performing content on each network.

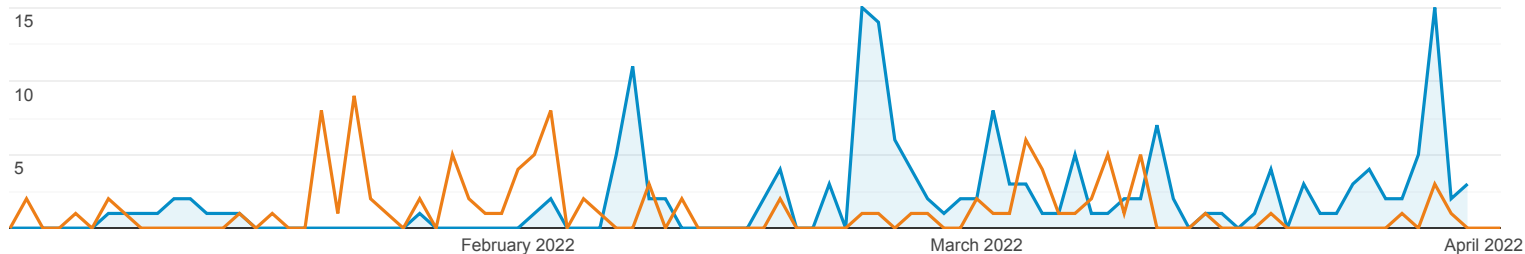
[Don't show education messages.](#)

 All Users
+0.00% Sessions

Social Referral

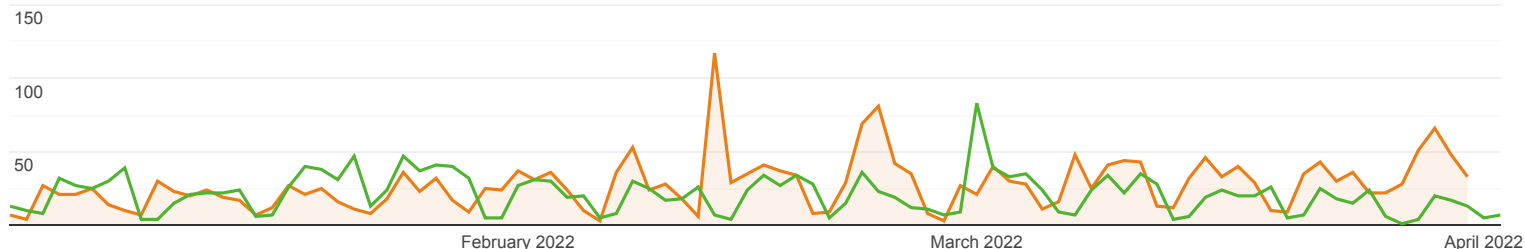
Jan 1, 2022 - Mar 31, 2022: ● Sessions via Social Referral

Oct 1, 2021 - Dec 31, 2021: ● Sessions via Social Referral



Jan 1, 2022 - Mar 31, 2022: ● All Sessions

Oct 1, 2021 - Dec 31, 2021: ● All Sessions



Social Network	Sessions	Pageviews	Avg. Session Duration	Pages / Session
1. Facebook				
Jan 1, 2022 - Mar 31, 2022	132 (75.86%)	278 (58.65%)	00:01:54	2.11
Oct 1, 2021 - Dec 31, 2021	90 (88.24%)	193 (88.94%)	00:01:13	2.14
% Change	46.67%	44.04%	56.17%	-1.79%
2. Twitter				
Jan 1, 2022 - Mar 31, 2022	38 (21.84%)	184 (38.82%)	00:09:41	4.84
Oct 1, 2021 - Dec 31, 2021	11 (10.78%)	23 (10.60%)	00:02:30	2.09
% Change	245.45%	700.00%	287.77%	131.58%
3. Instagram				
Jan 1, 2022 - Mar 31, 2022	4 (2.30%)	12 (2.53%)	00:01:19	3.00
Oct 1, 2021 - Dec 31, 2021	1 (0.98%)	1 (0.46%)	00:00:00	1.00
% Change	300.00%	1,100.00%	∞%	200.00%

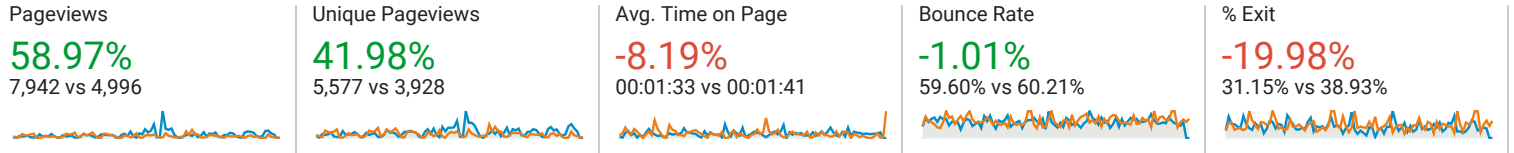
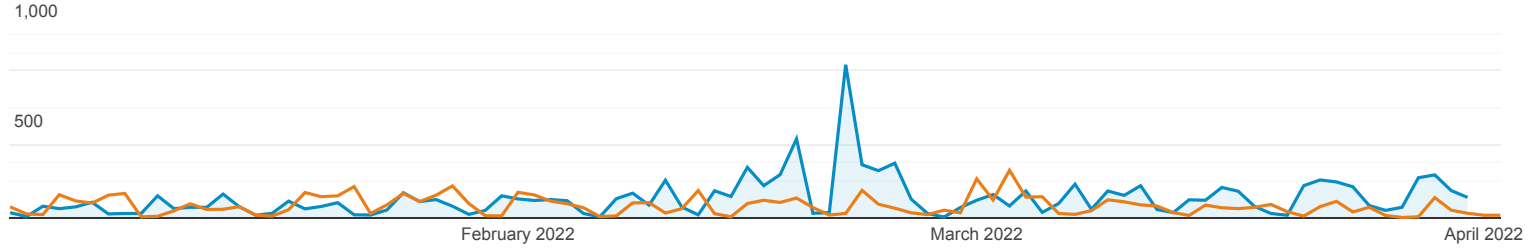
Overview

All Users
+0.00% Pageviews

Jan 1, 2022 - Mar 31, 2022
Compare to: Oct 1, 2021 - Dec 31, 2021

Overview

Jan 1, 2022 - Mar 31, 2022: ● Pageviews
Oct 1, 2021 - Dec 31, 2021: ● Pageviews



Page	Pageviews	% Pageviews
1. /		
Jan 1, 2022 - Mar 31, 2022	1,525	19.20%
Oct 1, 2021 - Dec 31, 2021	1,175	23.52%
% Change	29.79%	-18.36%
2. /natomas-levée-project		
Jan 1, 2022 - Mar 31, 2022	366	4.61%
Oct 1, 2021 - Dec 31, 2021	294	5.88%
% Change	24.49%	-21.69%
3. /seeing-levees-saves-lives		
Jan 1, 2022 - Mar 31, 2022	270	3.40%
Oct 1, 2021 - Dec 31, 2021	0	0.00%
% Change	100.00%	100.00%
4. /rd-1000-facilities		
Jan 1, 2022 - Mar 31, 2022	181	2.28%
Oct 1, 2021 - Dec 31, 2021	112	2.24%
% Change	61.61%	1.66%
5. /contact-us		
Jan 1, 2022 - Mar 31, 2022	170	2.14%
Oct 1, 2021 - Dec 31, 2021	129	2.58%
% Change	31.78%	-17.10%
6. /members-of-the-board		
Jan 1, 2022 - Mar 31, 2022	158	1.99%
Oct 1, 2021 - Dec 31, 2021	99	1.98%
% Change	59.60%	0.40%
7. /board-of-trustees		

Jan 1, 2022 - Mar 31, 2022	139	1.75%
Oct 1, 2021 - Dec 31, 2021	42	0.84%
% Change	230.95%	108.19%
8. /our-purpose-who-we-are		
Jan 1, 2022 - Mar 31, 2022	115	1.45%
Oct 1, 2021 - Dec 31, 2021	0	0.00%
% Change	100.00%	100.00%
9. /reclamation-district-1000-our-mission		
Jan 1, 2022 - Mar 31, 2022	114	1.44%
Oct 1, 2021 - Dec 31, 2021	45	0.90%
% Change	153.33%	59.36%
10. /encroachment-permits		
Jan 1, 2022 - Mar 31, 2022	112	1.41%
Oct 1, 2021 - Dec 31, 2021	26	0.52%
% Change	330.77%	170.98%

Jan 1, 2022 - Mar 31, 2022
Compare to: Oct 1, 2021 - Dec 31, 2021

Behavior Flow

All Users
+0.00% Sessions

